

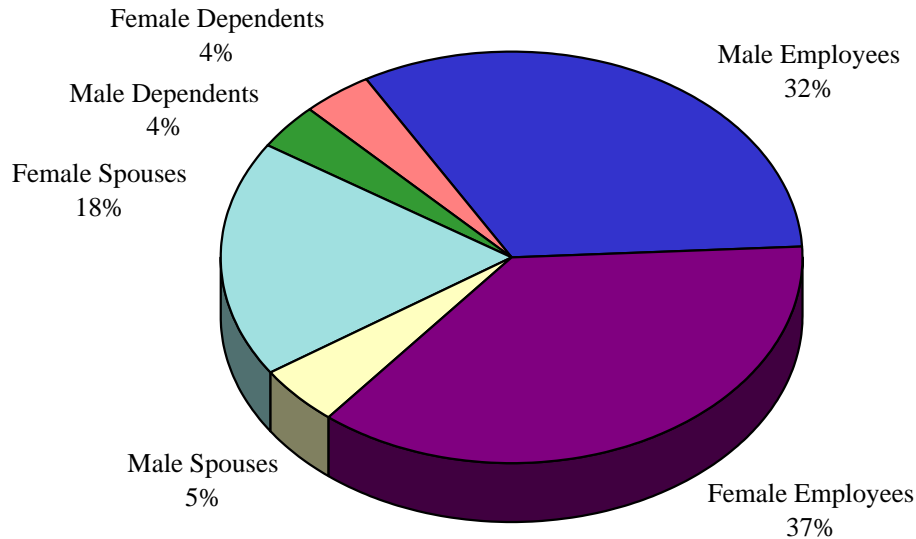
State of Wisconsin - Employees Medicare & Non-Medicare PAYMENT SUMMARY

Incurred: January 1, 2003 - December 31, 2003

Paid: January 1, 2003 - March 31, 2004

	<u>Total Charges</u>	<u>Total Payments</u>
Inpatient:	\$52,006,898	\$9,019,734
Outpatient:	\$37,164,556	\$9,889,613
Professional:	\$70,062,098	\$17,282,311
Other:	<u>\$46,579,579</u>	<u>\$29,585,849</u>
Total:	\$205,813,131	\$65,777,507
Average PMPM:	\$1,136	\$363

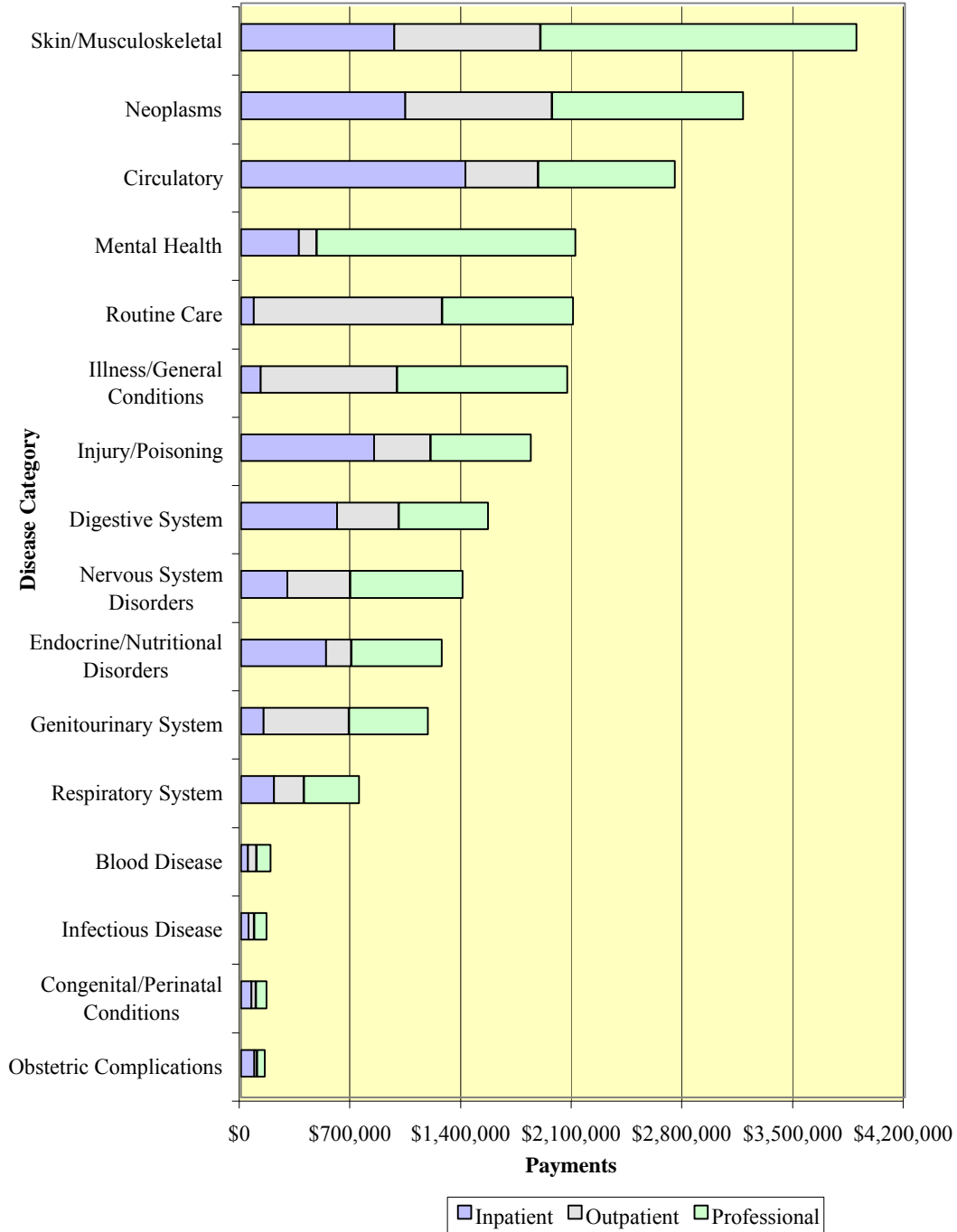
Membership Distribution



Total Membership: 15,094
Average Age of Membership: 66.8

State of Wisconsin - Employees TOTAL PAYMENTS BY DISEASE CATEGORY

Payment Distribution



State of Wisconsin - Employees
SUMMARY OF MOST FREQUENTLY UTILIZED
INPATIENT FACILITIES

Facility	Total Payments	Total Admits	Total Days	Avg. Paid Per Day
University Hospitals	\$924,376	46	240	\$3,852
Meriter Hospital, Inc.	\$530,850	37	165	\$3,217
Columbia Hospital	\$203,448	17	44	\$4,624
St. Luke's Medical Center	\$351,683	16	57	\$6,170
All Saints-St. Mary's Medical Center	\$205,549	14	77	\$2,669
Froedtert Memorial Lutheran Hospital	\$289,311	11	56	\$5,166
Luther Hospital	\$348,666	9	76	\$4,588
St. Mary's Hospital Medical Center	\$209,026	8	46	\$4,544
Aurora Sinai Medical Center	\$105,508	7	21	\$5,024
Waukesha Memorial Hospital	<u>\$129,859</u>	<u>6</u>	<u>77</u>	<u>\$1,686</u>
Subtotal	\$3,298,277	171	859	\$3,840
Other Facilities	<u>\$3,570,542</u>	<u>275</u>	<u>1,226</u>	<u>\$2,912</u>
TOTAL	\$6,868,820	446	2,085	\$3,294

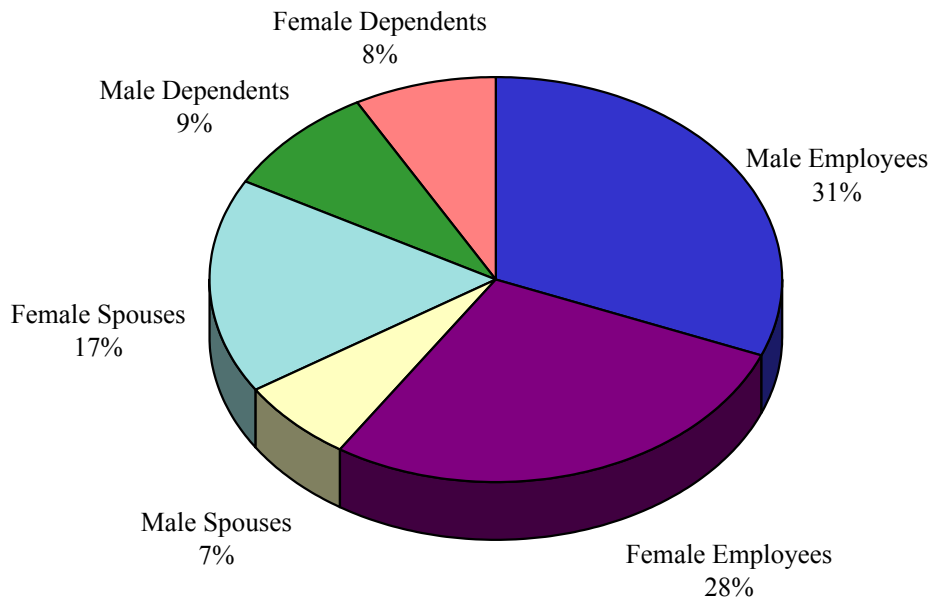
State of Wisconsin - Public Employees Medicare & Non-Medicare PAYMENT SUMMARY

Incurred: January 1, 2003 - December 31, 2003

Paid: January 1, 2003 - March 31, 2004

	<u>Total Charges</u>	<u>Total Payments</u>
Inpatient:	\$4,022,838	\$1,977,248
Outpatient:	\$2,544,861	\$1,173,593
Professional:	\$4,482,043	\$1,861,839
Other:	<u>\$2,324,941</u>	<u>\$1,446,960</u>
Total:	\$13,374,684	\$6,459,640
Average PMPM:	\$1,113	\$538

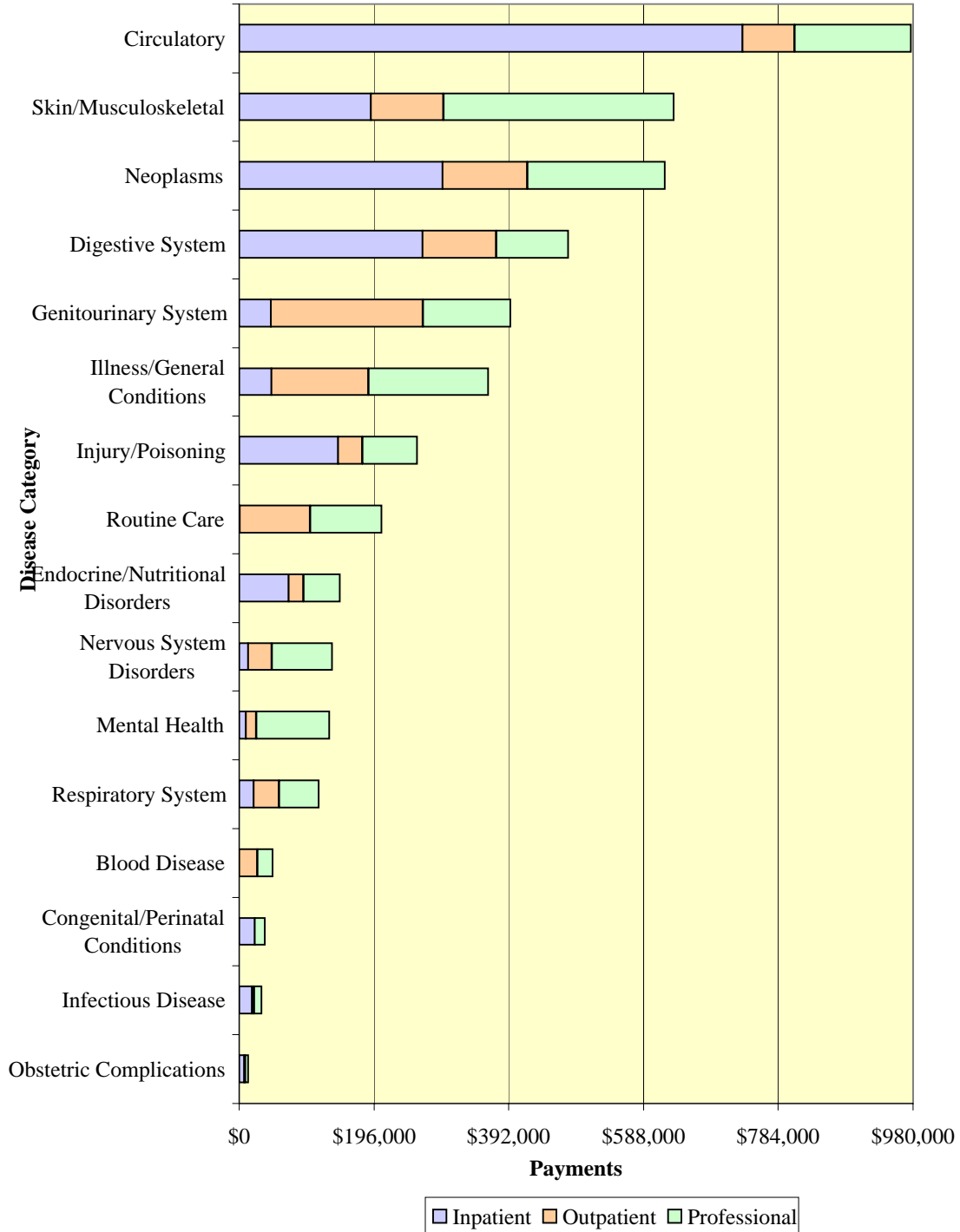
Membership Distribution



Total Membership: 1,001
Average Age of Membership: 52.6

State of Wisconsin - Public Employees TOTAL PAYMENTS BY DISEASE CATEGORY

Payment Distribution



Total Payments = \$4,598,726

State of Wisconsin - Public Employees
SUMMARY OF MOST FREQUENTLY UTILIZED
INPATIENT FACILITIES

Facility	Total Payments	Total Admits	Total Days	Avg. Paid Per Day
St. Lukes Medical Center	\$227,894	11	22	\$10,359
St. Marys Hospital - Rochester, MN	\$401,397	5	134	\$2,996
Howard Young Medical Center	\$72,103	5	21	\$3,433
Meriter Hospital	\$73,655	4	18	\$4,092
Children's HealthCare, MN	\$46,616	4	8	\$5,827
Sacred Heart Hospital	\$47,517	3	10	\$4,752
Columbia Hospital	\$45,080	3	8	\$5,635
Kenosha Hospital & Medical Center	\$18,017	3	10	\$1,802
St. Marys Hospital Medical Center	\$447,253	2	105	\$4,260
Catholic Healthcare	<u>\$67,815</u>	<u>2</u>	<u>8</u>	<u>\$8,477</u>
Subtotal	\$1,447,349	42	344	\$4,207
Other Facilities	<u>\$442,253</u>	<u>25</u>	<u>88</u>	<u>\$5,026</u>
TOTAL	\$1,889,602	67	432	\$4,374

State of Wisconsin PAYMENT SUMMARY

Incurred: January 1, 2004 - May 31, 2004

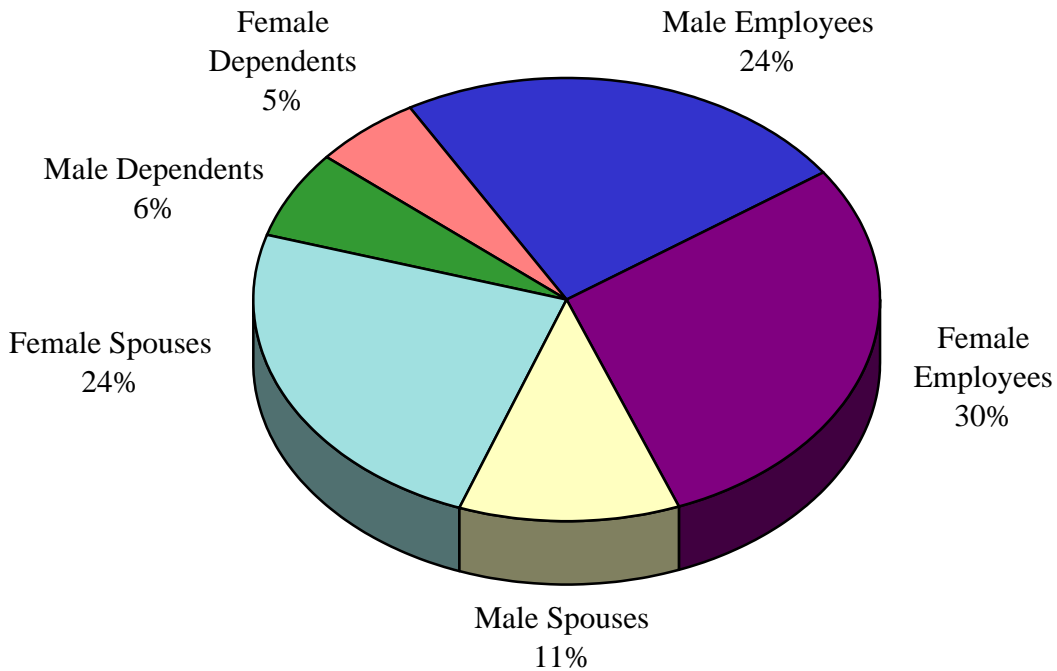
Paid: January 1, 2004 - August 31, 2004

Total Payments

Inpatient:	\$4,430,058
Outpatient:	\$4,973,970
Professional:	<u>\$10,414,876</u>
Total:	\$19,818,904

Average Paid/Member/Month:	\$321
Average Membership:	12,338

Payment Distribution



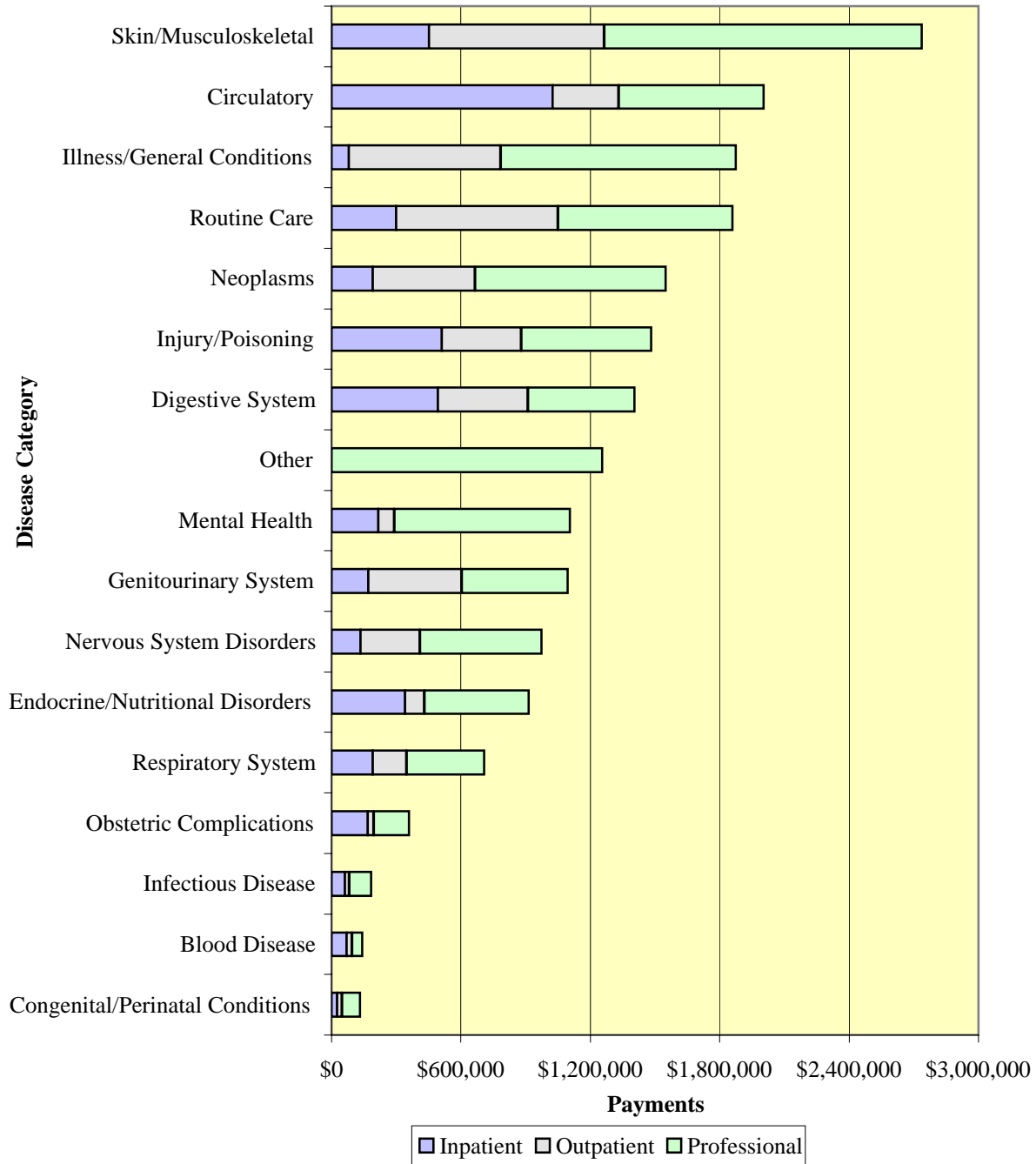
State of Wisconsin

TOTAL PAYMENTS BY DISEASE CATEGORY

Payment Distribution

Incurred: January 1, 2004 - May 31, 2004

Paid: January 1, 2004 - August 31, 2004



Average Membership: 12,338

Total Payments: \$19,818,904

State of Wisconsin

1/1/04 - 5/31/04 Utilization Summary